

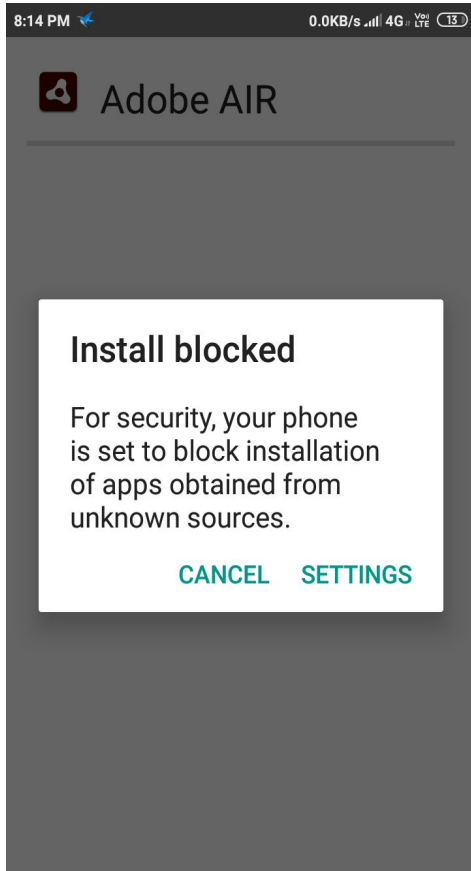
Steps to install the NLSS Android App

These steps tell you how to install the NLSS Android app by downloading the .apk file, but not from the GooglePlay store. The NLSS App is not currently in the google play store.

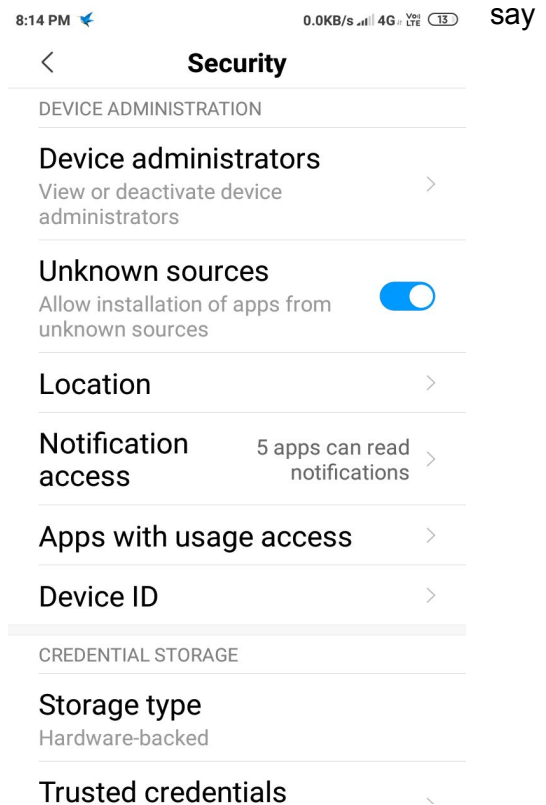
- As installation will not be from the Google app store, you will need to enable the option “Unknown sources” - Install app from unknown source on your Android device settings. Depending on your phone, it will appear under “security options”. You do not need to go to change any settings specifically as when you click on “download” it will prompt you in all latest phones.
- Please download [Adobe Air 25 Runtime app](#).
- Please download [NLSSMobile.apk from NLSS](#).

Please see these specific steps with images on the next page.

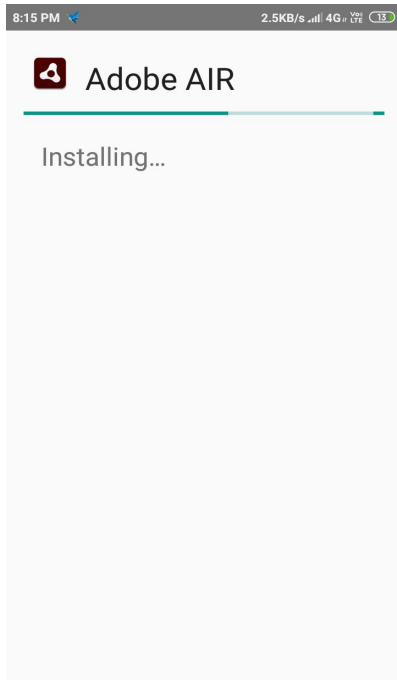
After downloading both files, Click on Adobe air apk. Here is what you will see:



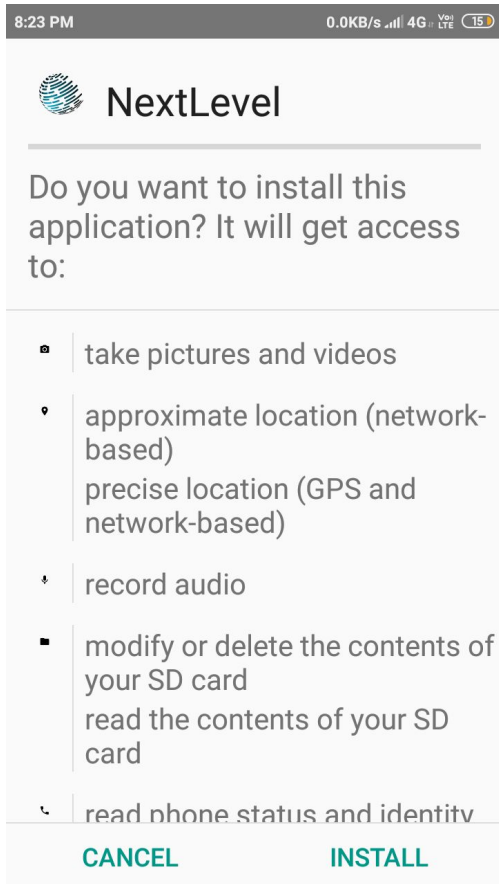
Please click on settings and enable “Unknown sources” as shown in the image below. Some phones will provide an extra message but you can yes.



It will allow downloaded APK to be installed on your phone. Install NLSS app pre-requisite app Adobe AIR runtime app.



After installing this, you may then install NLSSMobile.apk downloaded,



After installing app, Please click on NextLevel app and you will see the main menu and connecting to RMS page will be like below ...

